

For more information on building a bear resistant enclosure, call the CBJ Building Division (586-0763) or refer to the CBJ website ([www.juneau.org/bears](http://www.juneau.org/bears)) for more illustrations and photos.

# Storing Your Garbage

## FIRST: Garbage Must be in Cans


- Cans should be strong and watertight
- Cans should resist corrosion
- Cans must keep out rodents, birds, and insects
- Cans should be as odor free as possible
- Cans must not weigh over 70 pounds when full
- Cans must be labeled with your street address

## SECOND: Storing your Cans

Proper storage of your garbage is the best way to discourage bears from coming to your property. Bears are attracted to anything smelly or edible.

If your garbage has attracted bears and you fail to take steps to legally store your garbage, you could be cited for maintaining a bear attraction nuisance. Fines for a first offense, \$50 to \$250, depend on the circumstance.

Other than after 4 a.m. on pickup day, your garbage must be stored at all times in a strong, fully enclosed structure such as a garage, an arctic entry, or shed. Alternatively, it may be stored in a bear resistant enclosure – defined in law as an enclosure that you can't get into unless you use your hands or tools.



Improperly stored food waste is a bear attraction nuisance!

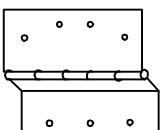
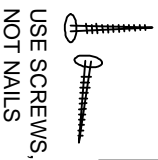
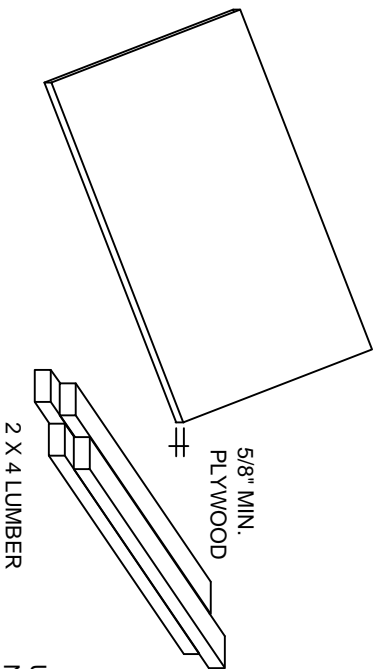
## THIRD: Build your own Bear Resistant Enclosure

If you do not have the luxury of keeping your garbage cans in a garage, shed, or other fully-enclosed sturdy structure, here are some ideas for how to build an enclosure for your cans:

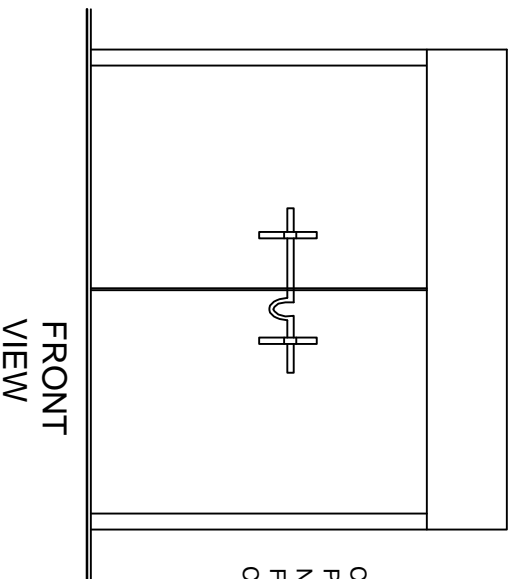
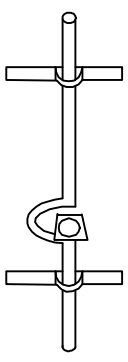
- Minimum of 5/8 inch plywood; 2 x 4 construction; use screws instead of nails (use the appropriate length so they don't poke through to the inside and cause injury).
- Heavy duty hinges and latches strong enough that they cannot be pried open by claws.
- No seams that claws can get into (use metal flashing to cover seams).
- Secured so it can't be tipped.
- If you plan to have the refuse collector access the garbage cans directly from the enclosure, contact Waste Management to discuss design and placement (780-7800)
- **If you can get into it without using your hands—by jumping on it, kicking it, using your shoulders—then it isn't bear resistant.**

**Remember:** the smellier your garbage, the harder you'll have to work to keep it unavailable to bears. Reduce odors as much as possible (for example, deodorize cans with bleach or ammonia, double bag smelly items, separate "wet garbage" and keep it in an airtight container, freeze meat and fish scraps and other smelly items until pickup day). The more odor-free your garbage, the less attractive bears find it.

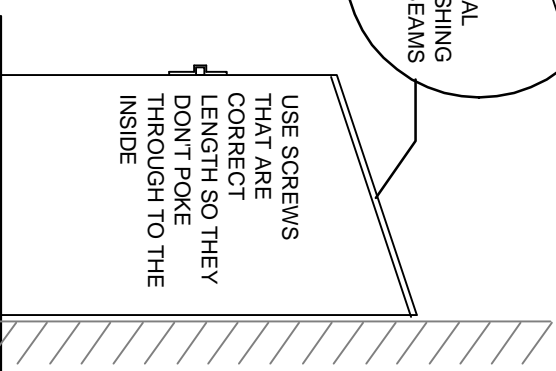
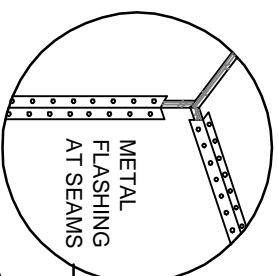
**MATERIALS FOR CONSTRUCTION**



HEAVY DUTY HINGES AND LATCHES, SUFFICIENTLY STRONG SUCH THAT THEY CANNOT BE PRIED OPEN BY CLAWS



CONSTRUCT ALL PIECES FLUSH -- NO OVERHANGS FOR BEARS CLAWS TO GRAB



USE SCREWS THAT ARE CORRECT LENGTH SO THEY DON'T POKE THROUGH TO THE INSIDE

SECURE TO EXISTING STRUCTURE, OR FASTEN TO GROUND WITH METAL DOWELS SO IT CAN'T BE TIPPED

